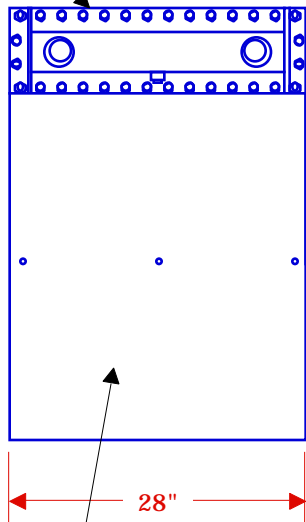


FULL LOAD AMPS	
1 HP, 1750 RPM	1.9 @ 480V

Both ends of the unit are removable to allow easy access to heat exchanger tubes.



Optional NEMA 3R Safety Switch


Heavy gage galvanized steel plenum insures years of corrosion free operation.

Inlet/Outlet *

Air Flow

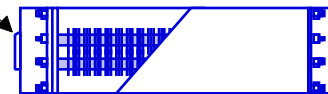


Allow 30" on either end of unit to allow for tube rodding



30"

2" FPT Inspection Port



40 1/2"

24"



SBS CORPORATION

81 MILL STREET • ROCHESTER, MI 48307 • USA

U.S. & Canada 1-800-662-8776 • Fax 1-248-652-4303 • www.sbscorporation.com

CUSTOMER:

DRAWN BY: GSB

DATE: 11/16/01

SCALE: 1 : 18

* Either nozzle may be the inlet or outlet

Weight: 409 lbs

Note: All dimensions are approximate and are subject to change without notice.

QUENCH AIR MODEL 2022