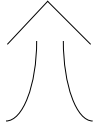


| FULL LOAD AMPS | |
|----------------|--------------|
| FAN MOTOR | 460 / 3 / 60 |
| 2 HP, 1140 RPM | 3.75 |

Air Flow

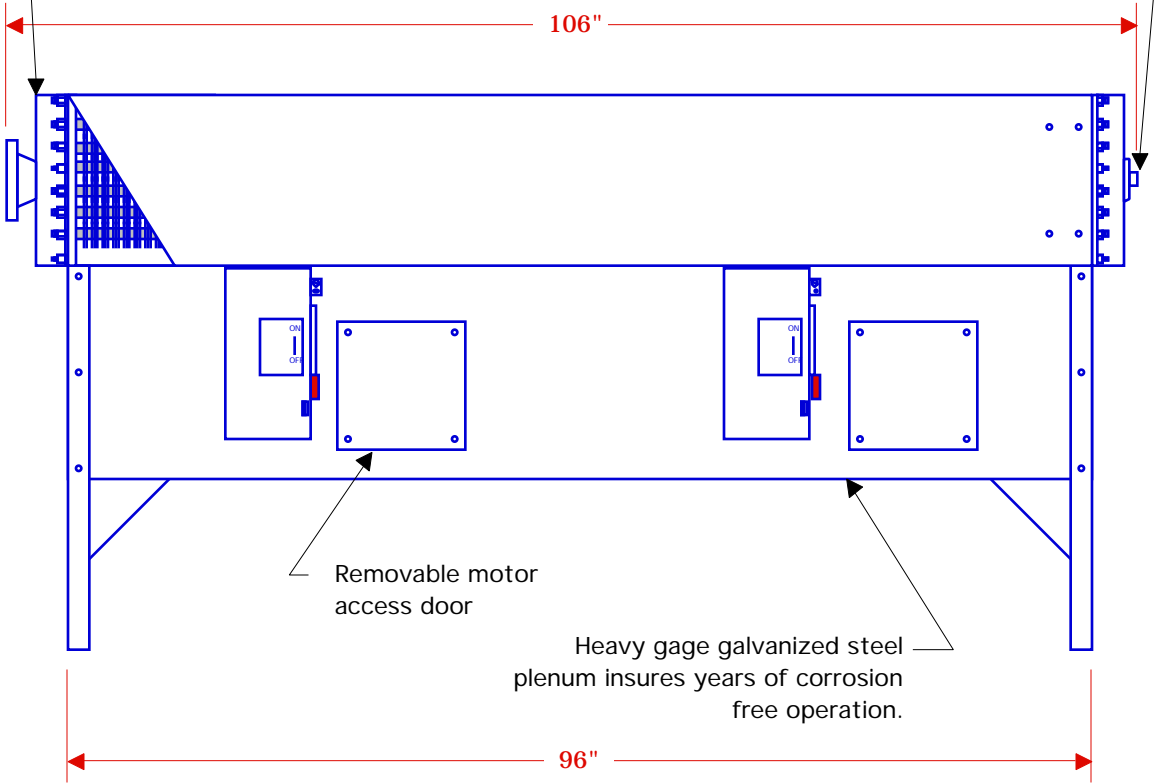
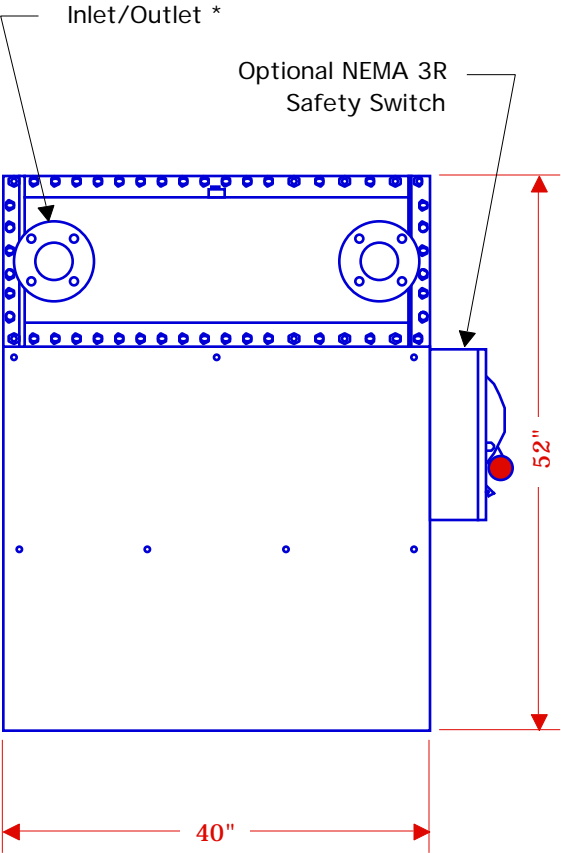


Both ends of the unit are removable to allow easy access to heat exchanger tubes.

Allow 120" on either end of unit to allow for tube rodding

2" FPT Inspection Port

106"



SBS SBS CORPORATION
81 MILL STREET • ROCHESTER, MI 48307 • USA

U.S. & Canada 1-800-662-8776 • Fax 1-248-652-4303 • www.sbcorporation.com

CUSTOMER:

DRAWN BY: GSB DATE: 7/12/01 SCALE: 1 : 18

QUENCH AIR MODEL 3085

* Either nozzle may be the inlet or outlet

Weight: 2064 lbs

Note: All dimensions are approximate and are subject to change without notice.